

Capture

Pure Array Technology
incredibly thin line array microphones

K-ARRAY
Unique Audio Solutions

Capture



Capture-KMC20V

6 x 6 x 226 mm (0,24 x 0,24 x 8,90 inch)
0,032 kg (0,07 lb)



Capture-KMC20H

6 x 6 x 226 mm (0,24 x 0,24 x 8,90 inch)
0,032 kg (0,07 lb)







Ever since K-array launched its first slim column speaker in 2007, it has maintained its position of leader of sleek line arrays. With every subsequent product release, the company has perfected its line arrays composed of closely-spaced, full-range sound sources by incorporating its Pure Array Technology.

This same line array technology is now being applied to microphones which has become the latest addition to the K-array portfolio. The Capture-KMC20 is the smallest line array microphone in the market featuring PAT technology composed of 8 x 4 mm cardioid capsules aligned in a line array configuration. The incredibly thin microphone has all the advantages of a K-array line array.



Capture



Capture-KMC20V

The Capture vertical base is shaped from a block of brass using a lathe and a milling cutter. It has the shape of three concentric cylinders truncated at 28°. The thin microphone frame is fastened to the base with a brass sphere which regulates the orientation of the mic. By tightening the upper ring, it is possible to lock the ball connector and consequently the microphone in the desired position.

Capture

The possible inclinations with respect to the base support surface range from 90 ° to 145 °. A 4.75 mm-thick HT800 silicone anti-vibration pad is fastened under the base to guarantee the lowest transmission of noise from the surface to the microphone array. The base contains a laser-etched K-array logo and has a sandblasting galvanic ruthenium finish.



Capture

Capture-KMC20H

The base for the horizontal setup of the Capture is created from a single solid block of brass shaped with both a lathe and a milling cutter in the form of three concentric cylinders truncated at 60°.

It contains two O-rings placed within the cylindrical connector that anchor the microphone in a perfectly horizontal position.



A M3X3 screw is placed in the lower part of the base to serve as the lock for the connector and microphone once oriented in a desired position.

A 4.75 mm-thick HT800 silicone anti-vibration pad is fastened under the base to guarantee the lowest transmission of noise from the surface to the microphone array. The base contains a laser-etched K-array logo and is sandblasted after a galvanic ruthenium bath.




Capture

Microphone

The microphone's impressively slender frame is made from a 6x6 mm square brass bar. It is machined from milling cutter using bits with a radius of less than 2 mm and the product is meticulously pieced together welding 4 mm- and 2 mm-tall capsules to a 0.6 mm-thick electronic board. 5 mm-thick cuts run the entire length of the frame half a millimeter from the edge. Then the two 0.3 mm-thick stainless steel grills are micro-stretched over the cuts. The lattice is secured in place by two plates screwed one on top of the other.

Finally, all the components sandblasted to obtain a homogeneous opaque finish and embellished with an ultra-black ruthenium galvanic bath.



- 1. Microphone
- 2. Chassis
- 3. Capsules and electronic board

- 4. External grill
- 5. Protection grill
- 6. Securing plates

- 7. Locking ring
- 8. Pre-amp connector
- 9. Ball joint connector

Capture

Given its thickness of 6 mm, these incredibly thin microphones are impressively discreet for a variety of applications in conference halls, board rooms, houses of worship and TV studios.





Capture


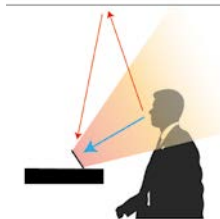
PAT Line Arrays



Due to its line array characteristics, PAT line array microphones show a minimal variation of gain with distance. As a result, the distance between the orator and the microphone is not crucial and he is able to move towards or away from the mic freely without strongly affecting the volume or audio quality.

The polar response is cardioid in the horizontal plane, and very narrow in the vertical plan, therefore, when mounted in vertical, not only does the mic not pick up sound from behind, but it's also insensitive to sounds that come from above and below, strongly reducing the amount of ambient sound captured. Being very wide in the horizontal plane, a single microphone can pick up more people and gives maximum freedom of movement to the right and left without volume fluctuations.

While when mounted in horizontal, the capture is very wide on the vertical plane and very narrow on the horizontal plane, resulting in capturing only the person in front of the microphone while standing or sitting.



Capture-KMC20V

Minimal variation of gain with distance

Narrow vertical polar response

Wide horizontal polar response

Capture-KMC20H

Minimal variation of gain with distance

Wide vertical polar response

Narrow horizontal polar response

**Capture-KMC20V****Capture-KMC20H**

Included with Microphones

COLORS

Brushed

FEATURES

- Line array characteristics
- Minimum gain variation with distance
- PAT technology
- Wide horizontal cardioid polar pattern
- Narrow vertical polar pattern
- Ultra-black Ruthenium-plated brass
- Horizontal and vertical setup
- Mounting accessories
- Discreet, invisible

AVAILABLE ACCESSORIES

VERTICAL BASE

HORIZONTAL BASE

WINDSCREEN

MICROPHONE STAND

POP FILTER

SUGGESTED APPLICATIONS

CONFERENCES

BOARDROOMS

HOUSES OF WORSHIP

BROADCAST & STUDIOS

EDUCATION & GOVERNMENT FACILITIES

Transducer Type	8 x 4 mm electret condenser
Frequency Response	80 – 15000 Hz
Polar pattern	Cardioid array
Max Input Sound Level	(@ 1kHz-1Pa THD<10%): 105dB _{SPL}
Sensitivity	(@ 1kHz): -37dBV ±4dB
Signal to Noise Ratio	(@ 1kHz-1Pa A-weighted curved): 55dB
Polarity	Positive pressure on diaphragm produces positive voltage on pin 2 with respect to pin 3 ¹
Current consumption	7mA
Connector	Three-pin professional audio (XLR), male
Case	Ultra-black Ruthenium-plated brass
Phantom Supply Voltage	36 to 52 Vdc, (+) pins 2 and 3 ¹
Dimensions	6 x 6 x 226 mm (0,24 x 0,24 x 8,90 inch)
Weight	0,032 kg (0,07 lb)

Notes for data

1. Referred to the XLR connector of the included preamplifier

New materials and design are introduced into existing products without previous notice. Present systems may differ in some respects from those presented in this catalogue.



Designed and Made in Italy

K-ARRAY surl

Via Paolina Romagnoli 17 | 50038 Scarperia e San Piero - Firenze - Italy
ph +39 055 84 87 222 | info@k-array.com

www.k-array.com